

Local government of Woodstock

2023 BUSINESS IMPROVEMENT LEVY

Conditional Transfer from Provincial Government to Business Improvement Corporation

Taxing Authority / Sub-Unit & Area	Business Improvement Levy	Business or Property Assessment	Rate
150.04	\$28,003	14,846,000	\$0.1886
-----	-----	-----	-----
-----	-----	-----	-----
-----	-----	-----	-----

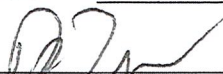
WHEREAS The Minister may make or amend by-laws of a restructured local government as per *An Act Respecting Local Governance Reform*, subsection 11(2);

BE IT ENACTED by the Minister of Local Government and Local Governance Reform as follows:


For the local government of Woodstock a by-law that a business improvement levy be imposed on all non-residential property within the Business Improvement Area of the local government that is liable to taxation under the *Assessment Act*. The levy the amount of \$28,003 at the rate(s) of \$0.1886

The Minister will levy the said amount pursuant to provisions of the *Business Improvement Area Act* within the local government of: Woodstock

Executed by the Transition Facilitator, on behalf of the Minister of Local Government and Local Governance Reform, on this 21 day of December, 2022



Transition Facilitator

Approved this 9 day of January, 2023


Director of Community Finances

Woodstock
2023 General Operating Fund Budget
Revenue

		Description		2023 Budgeted Amount	Comments		
LOCAL TAXES	Special Assessment	Levy	1.1.2.1.1	Real Property (Local Imp. Levy)			
			1.1.2.1.2	Tourism Accommodation Levy			
		Other	1.1.2.2.9	Other			
SERVICES PROVIDED TO OTHER GOVERNMENTS	Local Governments	Protective Services	1.3.1.2.1	Police			
			1.3.1.2.4	Fire			
			1.3.1.2.5	Emergency Measures			
			1.3.1.2.6	Dispatch			
			1.3.1.2.9	Other			
		Transportation Services	1.3.1.3.1	Transit			
			1.3.1.3.9	Other			
		Environmental Health	1.3.1.4.8	Specify...			
		Planning & Development Services	1.3.1.5.1	Planning			
			1.3.1.5.9	Other			
		Recreation & Cultural	1.3.1.7.4	Recreation to LSD's	14,500		
		Other Services	1.3.1.8.8	Recreation to Woodstock First Nation	7,500		
		Province of New Brunswick	Protective Services	1.3.2.2.3	Corrections (Jails, etc.)		
				1.3.2.2.4	Fire (To Local Service Districts)	19,306	
	1.3.2.2.5			Emergency Measures			
	1.3.2.2.6			Dispatch service			
	1.3.2.2.8			Other			
	Transportation Services		1.3.2.3.1	Signs			
			1.3.2.3.2	Lane Marking			
			1.3.2.3.3	Roads & Streets (___ lane km)	65,000	Designated Highway	
			1.3.2.3.5	Street light			
			1.3.2.3.7	Signals			
			1.3.2.3.9	Other Transportation			
	Environmental Health Services		1.3.2.4.1	Solid Waste Collection			
			1.3.2.4.2	Solid Waste Disposal			
			1.3.2.4.9	Other			
	Recreation & Cultural		1.3.2.5.1	To Local Service District			
	Federal Government	Protective Services	1.3.3.1.1	Police			
			1.3.3.1.2	Fire			
1.3.3.1.3			Emergency Measures				
1.3.3.1.4			Dispatch				
1.3.3.1.9			Other				
Other Services		1.3.3.9.8	Specify...				
SALES OF SERVICES	General Government Services	Financial Management	1.4.1.2.2	Accounting Services			
	Protective Services	Police Services	1.4.2.1.3	Escort & Private Fees	59,000	Sale of Service & AWSD	
			1.4.2.1.9	Sale of Unclaimed Goods			
		Fire Services	1.4.2.4.3	Fire Alarm System			
			1.4.2.4.9	Other			
	Transportation Services	Road Transport	1.4.3.2.5	Street Lighting			
			1.4.3.2.7	Parking Meters, Lot, Garage			
			1.4.3.2.9	Other			
	Public Transit	1.4.3.5.1	Fares				

		1.4.3.5.9	Other	10,000	Community Van	
Environmental Health Services	Solid Waste	1.4.4.3.2	Solid Waste Collection			
		1.4.4.3.9	Recycling Products			
Environmental Development Services	Planning	1.4.6.2.1	Specify...			
	Other	1.4.6.9.1	Other			
Recreation & Cultural Services	Recreation Services	1.4.7.1.2	Community Centre (Hall)	30,000		
		1.4.7.1.3	Swimming Pools, Beaches, Marinas	133,000		
		1.4.7.1.4	Golf Course			
		1.4.7.1.5	Skating Rink & Arena	171,000		
		1.4.7.1.6	Amusement Park			
		1.4.7.1.8	Parks & Playgrounds	14,000		
		1.4.7.1.9	Other	433,500	Daycare, afterschool, Fieldhouse, Fitness Centre, Concessions	
	Cultural Services	1.4.7.2.1	Cultural Buildings & Facilities			
		1.4.7.2.9	Other	17,000	Connel Park & Farm Market Tax	
	OTHER REVENUE FROM OWN SOURCES	Licenses and Permits	Licenses	1.5.1.1.1	Professional	
1.5.1.1.2				Business		
1.5.1.1.3				Amusement		
1.5.1.1.4				Taxi	3,500	
1.5.1.1.5				Delivery Vehicle		
1.5.1.1.6				Animal		
Building permits			1.5.1.7.1	Plumbing		
			1.5.1.7.2	Breaking Pavement		
			1.5.1.7.3	Construction (Including RSC)	130,000	Building & Sign Permits
			1.5.1.7.4	Other		
			1.5.1.7.5	Demolition		
Other			1.5.1.9.0	Other (Bicycle, etc.)		
Fines & Offences			By-lawn Enforcement	1.5.2.1.1	Parking Meter	
		1.5.2.1.3		By-law Enforcement		
		1.5.2.1.4		Dangerous or unsightly premises		
		Other Fines	1.5.2.2.9	Other		
Rentals		Structures	1.5.3.1.0	Engineering Structures		
			1.5.3.1.9	Others		
			1.5.3.2.1	Market		
			1.5.3.2.8	Other		
		Machinery & Equipment	1.5.3.4.1	Machinery		
	1.5.3.4.2		Equipment			
	Land	1.5.3.5.1	Trailer Park Rental			
1.5.3.5.9		Other				
Return on Investments	Interest	1.5.5.1.1	Interest on Investments	4,000	Interest Income	
	Profits	1.5.5.2.1	Profit on Sale of Investment			
	Other return on investments	1.5.5.9.9	Other			
User Fees	Solid Waste	1.5.8.5.1	Solid Waste Collection & Disposal			
Miscellaneous	Contributions and Others	1.5.9.1.1	Commissions			
		1.5.9.1.2	Contributions (Gifts, Donations, etc.)			
		1.5.9.1.3	Miscellaneous	4,520	Tourism Grants	
	Frontage Fees and Others	1.5.9.5.9	Other			
UNCONDITIONAL TRANSFERS	Federal Government	Other	1.6.1.0.0	Federal Government - Specify...		

	Provincial Governments	Other	1.6.2.0.0	Provincial Governments - Specify...		
	Other	Other	1.6.2.3.0	Other		
CONDITIONAL TRANSFERS	Federal Government	Other	1.7.1.9.8	Specify...		
	Federal Government Agencies	Other	1.7.2.9.8	Specify...		
	Provincial Government	Protective Services	1.7.5.2.1	Police		
			1.7.5.2.4	Fire		
			1.7.5.2.5	Flood Control		
			1.7.5.2.6	Disaster Control		
			1.7.5.2.9	Other		
		Transportation Services	1.7.5.3.2	Highways		
			1.7.5.3.9	Other		
		Planning & Development Services	1.7.5.6.5	Specify...		
Recreation & Culture	1.7.5.7.1	Specify...				
Other	1.7.5.9.1	AYR Motor Centre Wage Reimbursements		109,500		
Provincial Government Agencies, etc.	Other	1.7.6.9.8	Specify...			
CONDITIONAL TRANSFERS FROM LOCAL GOVERNMENTS	Other	Other	1.8.8.0.0	Other		
	Other	Other	1.8.9.0.0	Other		
OTHER TRANSFERS	Transfers from Own Reserves and Allowances	Surplus	1.9.1.1.1	Surplus from previous year		269,318
		Reserves	1.9.1.2.1	Operating Reserve Fund		
		Other	1.9.1.9.9	Other		
	Transfers from Other Funds	Other operation fund	1.9.2.1.1	Utility Fund		175,000
			1.9.2.1.9	Other		
	Own Agencies, Authorities, etc.	Agencies	1.9.3.1.9	Other		
		Authorities	1.9.3.2.9	Other		
	Other	Adjustments	1.9.9.1.1	Adjustment for payment in lieu of taxes - PILT		4,300
1.9.9.1.9			Other			
TOTAL NON-TAX REVENUE (TRANSFER TO ITEM 2 - P1)					1,673,944	

Woodstock

2023 General Operating Fund Budget

Expenditure

			Description		2023 Budgeted Amount	Comments	
GENERAL GOVERNMENT SERVICES	Legislative	Mayor	2.1.1.1.1	Mayor: Personnel	45,000		
			2.1.1.1.9	Mayor: Other	22,500		
		Councillors	2.1.1.3.1	Councillors: Personnel	126,000		
			2.1.1.3.9	Councillors: Other	-		
		Training	2.1.1.4.1	Development Seminars	-		
		Other	2.1.1.9.9	Other Legislative Costs	10,000	Legislative Expenses & Council Meeting Meals	
		General Administrative	Administrative	2.1.2.1.1	Manager, Administrator: Personnel	60,489	
				2.1.2.1.2	Manager, Administrator: Other	1,800	
				2.1.2.1.3	Clerk: Personnel	89,554	
				2.1.2.1.4	Clerk: Other	3,600	
	2.1.2.1.5			Human Resources: Personnel	78,028		
	2.1.2.1.6			Human Resources: Other	20,600	HR Consulting	
	2.1.2.1.7			Office Building	35,500		
	2.1.2.1.8			Legal Services	20,000		
	2.1.2.1.9			Other Administrative Services	58,650		
	Financial Management		2.1.2.2.1	Administration: Personnel	101,489		
			2.1.2.2.2	Administration: Other	3,600		
			2.1.2.2.3	Accounting: Personnel	210,540		
			2.1.2.2.4	Accounting: Other	-		
			2.1.2.2.5	Budget Control	-		
			2.1.2.2.6	External Audit: Audit Fees and Accounting Fees	45,000		
			2.1.2.2.7	Purchasing: Personnel	-		
			2.1.2.2.8	Purchasing: Other	-		
			2.1.2.2.9	Other Financial Management	-		
	Common Services		2.1.2.5.2	Civic Relations	-		
			2.1.2.5.9	Training & Development	7,500		
	Other General Administrative Services		2.1.2.9.1	Cost of Assessment	220,475		
			2.1.2.9.2	Regional & Collaborative Services (RSC)	-		
		2.1.2.9.3	Conventions & Delegations	12,000			
		2.1.2.9.4	Liability Insurance	11,000			
		2.1.2.9.5	Municipal Association Membership	23,015			
		2.1.2.9.9	Other General Administration Services	15,000	Website		
Other General Government Services	Grants for Social or Environmental Purposes	2.1.9.5.1	Sports				
		2.1.9.5.2	Cultural				
		2.1.9.5.3	Education				
		2.1.9.5.4	Environment				
		2.1.9.5.9	Other	30,000	Community Sponsorships		
	Other	2.1.9.9.1	Other General Services	19,000	Property Taxes		
PROTECTIVE SERVICES	Police Protection	Administration	2.2.1.1.1	Administration: Personnel	404,000		
			2.2.1.1.9	Administration: Other	-		
		Crime Control	2.2.1.2.1	Crime Control: Personnel	2,168,068		
			2.2.1.2.9	Crime Control: Other	36,600		
		Traffic Activities	2.2.1.3.1	Traffic Activities: Personnel	-		

		2.2.1.3.9	Traffic Activities: Other	-	
	Training & Development	2.2.1.4.1	Training & Development: Personnel	30,000	
		2.2.1.4.9	Training & Development: Other	-	
	Building and Equipment	2.2.1.5.1	Station & Building	130,283	
		2.2.1.5.2	Automotive Equipment	85,000	
	Other	2.2.1.9.1	Detention & Custody of Prisoners	20,000	
		2.2.1.9.2	Contractual Agreement With Other Local Government	-	
		2.2.1.9.3	Contractual Agreement With Prov. Of N.B.	-	
		2.2.1.9.4	R.C.M.P.	1,518,751	
		2.2.1.9.9	Other	307,073	
Fire Protection	Administration	2.2.4.1.1	Administration: Personnel	518,200	
		2.2.4.1.9	Administration: Other	-	
	Firefighting Force	2.2.4.2.1	Firefighting Force: Personnel	92,500	
		2.2.4.2.9	Firefighting Force: Other	69,432	
	Building & Equipments	2.2.4.3.1	Fire Alarm Systems	-	
		2.2.4.3.2	Water Cost (Reg. 81-195)	188,004	
		2.2.4.3.3	Station & Building	56,000	
		2.2.4.3.4	Fighting Equipment	69,500	
	Fire Investigation & Prevention	2.2.4.4.2	Fire Investigation		
		2.2.4.4.3	Prevention	2,000	
	Training & Development	2.2.4.3.9	Training & Development: Other	4,000	
		2.2.4.4.1	Training & Development: Personnel		
	Other	2.2.4.9.1.1	Contractual Agreement With Other Local Government		
		2.2.4.9.1.2	Contractual Agreement With Prov. Of N.B.		
		2.2.4.9.9	Other Fire Services	2,000	
	Emergency Measures	Flood and Disaster Control	2.2.5.1.1	Flood Control	
2.2.5.1.2			Disaster Control		
Dipstach		2.2.5.2.1	Dispatch Services		
Training and Development		2.2.5.3.1	Training		
		2.2.5.3.2	Development		
Other		2.2.5.9.9	Other EMO services		
Other Protection	By-law Enforcement	2.2.9.1.1	By-law enforcement: personnel	70,144	Compliance Officer
		2.2.9.1.9	By-law enforcement: other	10,000	Unightly Premises
	Building Inspection	2.2.9.2.1	Building Inspection: Personnel	-	
		2.2.9.2.9	Building Inspection: Other	101,000	
	Plumbing Inspection	2.2.9.3.1	Plumbing Inspection: Personnel		
		2.2.9.3.9	Plumbing Inspection: Other		
	Animal & Pest Control	2.2.9.4.1	Animal & Pest Control: Personnel		
		2.2.9.4.9	Animal & Pest Control: Other	35,396	
	Training & Development	2.2.9.5.1	Training		
		2.2.9.5.2	Development		
	Non-Fire Related Rescue	2.2.9.6.1	Non-Fire Related Rescue: personnel		
		2.2.9.6.9	Non-Fire Related Rescue: other		
	Regional Collaboration	2.2.9.7.1	Regional Public Safety Committee (RSC)	7,143	
	Other	2.2.9.9.9	Other Protective Services	2,750	Fuel & Compliance Officer Expenses

TRANSPORTATION SERVICES	Common Services	Administration	2.3.1.1.1	Administration: Personnel	40,000	
			2.3.1.1.9	Administration: Other		
		Engineering Service	2.3.1.2.1	Engineering Services: Personnel		
			2.3.1.2.9	Engineering Services: Other		
		Training & Development	2.3.1.4.1	Training		
			2.3.1.4.2	Development		
		Building and Equipments	2.3.1.5.1	Workshops, Yards & Other Buildings: Personnel		
			2.3.1.5.3	General Equipment		
			2.3.1.5.9	Workshops, Yards & Other Buildings: Other	265,000	
		Research, Planning & Design	2.3.1.6.1	Research, Planning & Design: Personnel		
			2.3.1.6.9	Research, Planning & Design: Other		
		Other	2.3.1.9.9	Other common services		
		Road Transport	Administration	2.3.2.1.1	Administration: Personnel	833,500
	2.3.2.1.9			Administration: Other	17,000	
	Engineering, Planning, Supervision		2.3.2.2.1	Engineering, Planning, Supervision: Personnel		
			2.3.2.2.9	Engineering, Planning, Supervision: Other		
	Roads & Streets		2.3.2.3.1	Summer Maintenance: Personnel		
			2.3.2.3.2	Summer Maintenance: Other	125,000	Street R&M
			2.3.2.3.2.1	Summer Maintenance: Private Contract		
			2.3.2.3.2.2	Summer Maintenance: DTI		
			2.3.2.3.3	Sidewalks		
			2.3.2.3.4	Culverts & Drainage Ditches	5,000	
			2.3.2.3.5	Storm Sewers		
			2.3.2.3.6	Street Cleaning & Flushing		
			2.3.2.3.7	Snow & Ice Removal: Personnel		
			2.3.2.3.8	Snow & Ice Removal: Other	203,000	
			2.3.2.3.8.1	Snow & Ice Removal: Private Contract	-	
			2.3.2.3.8.2	Snow & Ice Removal: DTI	860	
			2.3.2.3.9	Other	340,500	Vehicle Repairs, Insurance & Fuel
	Bridges, Viaduct, Causeway and Grade Separations		2.3.2.4.1	Bridges, Viaduct, Causeway and Grade Separations: Personnel		
			2.3.2.4.9	Bridges, Viaduct, Causeway and Grade Separations: Other		
	Street Lights		2.3.2.5.1	Maintenance		
			2.3.2.5.2	Power		
	Traffic Services		2.3.2.6.1	Street Signs	700	
			2.3.2.6.2	Traffic Lane marking		
			2.3.2.6.3	House Numbering		
			2.3.2.6.4	Traffic Signals	8,000	
			2.3.2.6.5	Railway Crossing Signals		
			2.3.2.6.6	Crosswalks	10,000	
			2.3.2.6.9	Other		
	Parking		2.3.2.7.1	Parking Meters		
			2.3.2.7.2	Off Street Parking		
			2.3.2.7.9	Other		
Public Transportation	Airport		2.3.3.1.1	Maintenance	8,000	

			2.3.3.1.2	Contribution to RSC or Other Org.		
			2.3.3.1.9	Other		
		Transit	2.3.5.2.1	Administration		
			2.3.5.2.2	Contribution to RSC or Other Org.	4,477	
			2.3.5.2.3	Operation & Maintenance		
			2.3.5.2.9	Other		
		Regional transport	2.3.3.3.1	Contribution to RSC or Other Org.		
			2.3.3.3.9	Other		
	Other Transportation	Other	2.3.9.9.1	Specify...		
ENVIRONMENTAL HEALTH SERVICES	Solid Waste Collection & Disposal	Administration	2.4.3.1.1	Administration: Personnel		
			2.4.3.1.9	Administration: Other		
		Solide Waste Collection	2.4.3.2.1	Collection: Personnel / contract		
			2.4.3.2.5	Collection: Supported by User Fees		
			2.4.3.2.9	Collection: Regional Service Commission	676,861	
		Solid Waste Disposal	2.4.3.3.1	Disposal: Personnel		
			2.4.3.3.2	Disposal: Tipping Fees (RSC)	487,098	
		Training & Development	2.4.3.5.1	Training		
			2.4.3.5.2	Development		
		Recycling	2.4.3.6.0	Recycling	1,000	Blue Bins
	2.4.3.6.5		Recycling - Supported by User Fees			
	Other Environmental Health	Other	2.4.9.9.9	Specify...	500	Property Taxes
	PUBLIC HEALTH SERVICES	Public Health	Cemeteries	2.5.1.6.1	Cemeteries	
Other			2.5.1.9.1	Other		
ENVIRONMENTAL DEVELOPMENT SERVICES	Planning & Zoning	Local Planning	2.6.1.1.1	Administration: Personnel	129,181	
			2.6.1.1.2	Contribution to RSC or Other Local Government		
			2.6.1.1.3	Research & Planning (studies, etc.)		
			2.6.1.1.9	Other	12,500	PAC, Planning & Zoning, Training, Insurance, Property Tax
		Regional Planning	2.6.1.2.1	Contribution to RSC or Other Local Government		
		2.6.1.2.9	Other			
	Land Development	Beautification & Rehabilitation	2.6.2.1.1	General Land Assembly		
			2.6.2.1.2	Urban Rehabilitation		
			2.6.2.1.3	Beautification & Rehabilitation of Lands		
			2.6.2.1.9	Other		
		Natural Resources Development	2.6.2.2.1	Tree Removal and Planting		
			2.6.2.2.9	Other		
	Industrial Park and commissions	2.6.2.3.1	Specify			
	Community and Social Development	Community Development	2.6.3.1.1	Contribution to RSC or Other Local Government	3,359	
			2.6.3.1.9	Other		
		Housing	2.6.3.8.1	Social Housing		
			2.6.3.8.9	Other		
	Other	Other	2.6.6.0.0	Other		
Economic Development	Administration	2.6.7.1.1	Administration: Personnel			
		2.6.7.1.2	Administration: Other			
		2.6.7.1.5	Contribution to RSC / Other Local Government	49,554		

		2.6.7.1.8	Grants				
		2.6.7.1.9	Other Economic Development Services	112,500	By-law Creation, Incentive Expenses, Planning & Development Services		
Other Development Services	Tourism	2.6.9.1.1	Tourist Bureau	101,900			
		2.6.9.1.2	Tourist Camps, Parks, Etc.	18,500			
		2.6.9.1.3	Promotion of Tourist Attraction	28,500			
		2.6.9.1.8	Contribution to RSC / Other Local Government	32,258			
		2.6.9.1.9	Other Tourism	50,000	Sponsorships		
	Gathering Spaces	2.6.9.2.1	Convention centre	5,000	Public Art		
		2.6.9.2.2	Markets	10,000			
	Training and Development	2.6.9.4.1	Training	1,500			
		2.6.9.4.2	Development				
	Other	2.6.9.9.9	Other (decorative lighting, etc.)	10,000	Decorative Lighting		
RECREATION & CULTURAL SERVICES	Recreation Services	Administration	2.7.1.1.1	Administration: Personnel	659,500		
			2.7.1.1.9	Administration: Other	788,500		
		Community Centres & Halls	2.7.1.2.1	Community Centres & Halls: Personnel			
			2.7.1.2.9	Community Centres & Halls: Other			
		Swimming Pools, Beaches, Marinas	2.7.1.3.1	Swimming Pools, Beaches, Marinas: Personnel	261,500		
			2.7.1.3.9	Swimming Pools, Beaches, Marinas: Other	69,000		
		Golf Course	2.7.1.4.1	Golf Course: Personnel			
			2.7.1.4.9	Golf Course: Other			
		Skating Rinks & Arenas	2.7.1.5.1	Skating Rinks & Arenas: Personnel	177,000		
			2.7.1.5.9	Skating Rinks & Arenas: Other	129,000		
		Amusement Parks, Exhibitions & Fairs	2.7.1.6.1	Amusement Parks, Exhibitions & Fairs: Personnel			
			2.7.1.6.9	Amusement Parks, Exhibitions & Fairs: Other			
		Training & Development	2.7.1.7.1	Training	3,000		
			2.7.1.7.9	Development			
		Parks & Playgrounds	2.7.1.8.1	Parks & Playgrounds: Personnel	182,500		
			2.7.1.8.9	Parks & Playgrounds: Other			
		Other Recreation Facilities	2.7.1.9.1	Other Recreation Facilities: Personnel	490,500	Field House, Fitness Centre & Daycare	
			2.7.1.9.9	Other Recreation Facilities: Other	75,800	Field House, Fitness Centre, Concessions & Daycare	
		Cultural Services	Administration	2.7.2.1.1	Administration: Personnel		
				2.7.2.1.9	Administration: Other		
			Cultural Buildings & Facilities	2.7.2.2.1	Cultural Buildings & Facilities: Personnel		
				2.7.2.2.9	Cultural Buildings & Facilities: Other		
			Historic Sites	2.7.2.3.1	Historic Sites: Personnel		
				2.7.2.3.9	Historic Sites: Other	14,000	
			Museums	2.7.2.4.1	Museums: Personnel		
2.7.2.4.9	Museums: Other						
Libraries	2.7.2.5.1		Libraries: Personnel				
	2.7.2.5.9		Libraries: Other	118,500			
Place of Assembly	2.7.2.6.1		Place of Assembly: Personnel				

		2.7.2.6.9	Place of Assembly: Other			
	Training & Development	2.7.2.7.1	Training			
		2.7.2.7.9	Development			
	Other	2.7.2.9.9	Other Cultural Services	68,977	Community Van, Grandstand, Off Road Pilot Project, Picnic Tables & Banners	
	Other Recreation & Cultural Services	Contributions	2.7.5.1.1	Contribution to RSC / Other Local Government	3,295	
		Other	2.7.5.9.9	Other Recreation & Culture	34,759	Sub-Unit Grants
FISCAL SERVICES	Debt Charges	Debt repayment	2.8.1.1.1	Interest on Long-Term Debt	134,000	
			2.8.1.1.2	Principal Installments	587,000	
			2.8.1.1.3	Capital Leasing Arrangements		
			2.8.1.1.6	Short Term Interest For Capital Projects	29,150	
			2.8.1.1.7	Current Operations (line of credit)		
		Other Debt Charges	2.8.1.9.1	Debenture Discounts		
			2.8.1.9.2	Cost of Issuing & Selling New Debentures		
			2.8.1.9.3	Banking Service Charge	850	
			2.8.1.9.9	Other		
		Transfers to Own Reserves, Funds & Agencies	Reserve Fund	2.8.2.1.1	Transfer to Capital Reserve	
	2.8.2.1.2			Transfer to Operating Reserve		
	Other Funds		2.8.2.2.1	Water & Wastewater Disposal Fund		
			2.8.2.2.2	Other Funds		
	Own Agencies		2.8.2.3.8	Specify...		
	Deficit		2.8.2.4.1	Deficit from second previous year		
	General Capital Fund		2.8.2.5.2	Specify (List Purpose for current year only)...	688,231	
			2.8.2.5.3	Specify (List Purpose for current year only)...		
			2.8.2.5.4	Specify (List Purpose for current year only)...		
			2.8.2.5.5	Specify (List Purpose for current year only)...		
			2.8.2.5.6	Specify (List Purpose for current year only)...		
			2.8.2.5.7	Specify (List Purpose for current year only)...		
		2.8.2.5.8	Specify (List Purpose for current year only)...			
	Unconditional Transfers to Other Gov. and their Agencies	Unconditional Transfers to Other Gov. and their Agencies	2.8.3.1.9	Specify...		
			2.8.4.1.1	Specify...		
			2.8.9.9.1	Adjustment for payment in lieu of taxes - PILT		
	Conditional Transfers to Other Gov. and their Agencies	Other	2.8.9.9.2	Funding previously unaccrued liability		
			2.8.9.9.9	Specify...		
			2.9.9.0.0	Specify...		
	OTHER SERVICES	Other	Other	2.9.9.0.0	Specify...	
	TOTAL BUDGET (TRANSFER TO ITEM 1 - PAGE 1)				15,304,494	

Local government of Woodstock

	2023	Water & Wastewater	Operating Fund Budget
1. Total Budget			\$1,849,717
2. Less: Revenue from own and other sources			\$499,717
3. Less: Revenue (1.4.4.5.1, 1.4.4.5.2, 1.4.4.9.1, & 1.4.4.9.2)			\$5,000
4. Net Budget to be raised from user charges			\$1,345,000


USER CHARGES:	System	Water Service	Wastewater Disposal Service	Total User Charges	AVERAGE ANNUAL COST PER HOUSEHOLD EQUIVALENT #			OF RESIDENTIAL USERS
					Water Service	Wastewater Disposal Service	Total Water & Wastewater	
	Residential	\$ 610,000	\$ 735,000	\$ 1,345,000	\$ 195	\$ 195	\$ 390	3,449
				<u>1,345,000</u>				


WHEREAS The Minister may determine the estimate of the money required for the operation of a restructured local government as per *An Act Respecting Local Governance Reform*, subsection 11(2);

The Minister of Local Government and Local Governance Reform determines as follows:

For the local government Woodstock pursuant to subsection 117(4) of the *Local Governance Act*, the total budget for the Water & Wastewater utility for the ensuing year would consist of total revenues of \$1,849,717 and total expenditures of \$1,849,717.

Executed by the Transition Facilitator, on behalf of the Minister of Local Government and Local Governance Reform, on this 21 day of December, 2022.


Transition Facilitator

Approved this 9 day of January, 2023

Director of Community Finances

Woodstock

2023 Water & Wastewater Disposal Operating Fund Budget Revenue

			Description		2023 Budgeted Amount	Comments
SALES OF SERVICES	Environmental Health Services	Sale of Water	1.4.4.1.1	Residential (a)	610,000	
			1.4.4.1.2	Commercial		
			1.4.4.1.3	Industrial (b)		
			1.4.4.1.4	Institutional		
			1.4.4.1.5	Own local government		
			1.4.4.1.6	Other local governments		
			1.4.4.1.7	Other		
		Sale of Wastewater Disposal services	1.4.4.2.1	Residential (a)	735,000	
			1.4.4.2.2	Commercial		
			1.4.4.2.3	Industrial (b)		
			1.4.4.2.4	Institutional		
			1.4.4.2.5	Own local government		
			1.4.4.2.6	Other local governments		
			1.4.4.2.7	Other		
Connection & Service Charge	1.4.4.5.1	Connection Charge	5,000			
	1.4.4.5.2	Service Charge				
Other	1.4.4.9.1	Specify...				
	1.4.4.9.2	Specify...				
OTHER REVENUE FROM OWN SOURCES	Rentals	Structures	1.5.3.1.0	Engineering Structures		
			1.5.3.1.9	Others		
		Machinery & Equipment	1.5.3.4.1	Machinery		
			1.5.3.4.2	Equipment		
		Land	1.5.3.5.1	Trailer Park Rental		
			1.5.3.5.9	Other		
	Return on Investments	Interest	1.5.5.1.1	Interest on Investments		
			1.5.5.1.2	Interest on Loans & Advances		
		Profits	1.5.5.2.1	Profit on Sale of Investment		
		Other return on investments	1.5.5.9.9	Other		
	Surcharge and Interest	Surcharge	1.5.6.1.1	Surcharges		
		Interest	1.5.6.2.1	Interest		
	Own Funds	General Fund	1.5.7.2.0	Water Supply (Fire)	188,004	
		Other	1.5.7.9.9	Other		
	Miscellaneous	Frontage Fees and Others	1.5.9.5.1	Frontage Fees		
			1.5.9.5.9	Other		
	UNCONDITIONAL TRANSFERS	Federal Government	Other	1.6.1.0.0	Federal Government - Specify...	
Provincial Governments		Other	1.6.2.0.0	Provincial Governments - Specify...		
Other Governments		Other	1.6.3.0.0	Other Governments		
CONDITIONAL TRANSFERS	Other	Other	1.7.9.0.0	Other Governments		
OTHER TRANSFERS	Transfers from Own Reserves and Allowances	Surplus	1.9.1.1.2	Surplus from previous year - Water	311,713	
			1.9.1.1.3	Surplus from previous year - Wastewater		
			1.9.1.1.4	Surplus from previous year - combined		
	Reserves	1.9.1.2.1	Operating Reserve Fund			
TOTAL REVENUE					1,849,717	

Woodstock

2023 Water & Wastewater Disposal Operating Fund Budget Expenditure

		Description		2023 Budgeted Amount	Comments		
ENVIRONMENTAL HEALTH SERVICES	Water Supply	Administration and general	2.4.1.1.1	Administration and general: personnel	20,000		
			2.4.1.1.9	Administration and general: other	87,500		
		Purification and treatment	2.4.1.2.1	Purification and treatment: personnel			
			2.4.1.2.9	Purification and treatment: other			
		Source of Supply	2.4.1.3.1	Source of Supply: personnel			
			2.4.1.3.9	Source of Supply: other	24,000		
		Transmission and distribution	2.4.1.4.1	Transmission and distribution: personnel	187,500		
			2.4.1.4.9	Transmission and distribution: other	164,000		
		Power and pumping	2.4.1.5.1	Power and pumping: personnel			
			2.4.1.5.9	Power and pumping: other	206,000		
		Billing and collection	2.4.1.6.1	Billing and collection: personnel			
			2.4.1.6.9	Billing and collection: other	1,000		
		Water purchased	2.4.1.7.1	Water purchased			
		Other	2.4.1.9.9	Other water supply	56,500		
	Wastewater Disposal	Administration and general	2.4.2.1.1	Administration and general: personnel	20,000		
			2.4.2.1.9	Administration and general: other	87,500		
		Wastewater collection system	2.4.2.2.1	Wastewater collection system: personnel	169,000		
			2.4.2.2.9	Wastewater collection system: other	151,000		
		Wastewater lift station(s)	2.4.2.3.1	Wastewater lift station(s): personnel			
			2.4.2.3.9	Wastewater lift station(s): other	250,000		
Wastewater treatment and disposal		2.4.2.4.1	Wastewater treatment and disposal: personnel				
		2.4.2.4.9	Wastewater treatment and disposal: other	91,000			
Storm Sewers		2.4.2.5.1	Storm Sewers				
		2.4.2.5.9	Other				
Billing and Collection		2.4.2.6.1	Billing and collection: personnel				
		2.4.2.6.9	Billing and collection: other	1,000			
Other		2.4.2.9.9	Other	14,700			
FISCAL SERVICES		Wastewater Debt Charges	Debt repayment	2.8.5.1.1	Interest on Long-Term Debt	30,251	
				2.8.5.1.2	Principal Installments	34,000	
				2.8.5.1.3	Capital Leasing Arrangements		
	Other Debt Charges		2.8.5.9.1	Debenture Discounts			
			2.8.5.9.2	Cost of Issuing & Selling New Debentures			

		2.8.5.9.3	Banking Service Charge		
		2.8.5.9.9	Other		
Water Debt Charges	Debt repayment	2.8.6.1.1	Interest on Long-Term Debt		
		2.8.6.1.2	Principal Installments		
		2.8.6.1.3	Capital Leasing Arrangements		
	Other Debt Charges	2.8.6.9.1	Debenture Discounts		
		2.8.6.9.2	Cost of Issuing & Selling New Debentures		
		2.8.6.9.3	Banking Service Charge		
		2.8.6.9.9	Other		
	Transfers to own Funds and Reserves	Capital Fund	2.8.7.2.1	Water	127,383
2.8.7.2.2			Wastewater	127,384	
Deficit from previous years		2.8.7.5.1	Water		
		2.8.7.5.2	Wastewater Service		
		2.8.7.5.3	Combined		
Reserve Fund		2.8.7.6.1	Capital Water		
		2.8.7.6.2	Operating Water		
		2.8.7.6.3	Capital Wastewater System		
		2.8.7.6.4	Operating Wastewater System		
Other Fiscal Services		Discounts and provisions for loss	2.8.9.1.1	Discounts	
	2.8.9.1.2		Provision for Loss on Accounts Receivable		
	Funding of previously unaccrued liability	2.8.9.3.0.1	Water		
		2.8.9.3.0.2	Wastewater		
	Other	2.8.9.9.9	Other		
	TOTAL BUDGET / TOTAL EXPENDITURE				1,849,717